


# RADIANT

## WORK LAMP SERIES

**FIRST EVER WORK LAMPS WITH SIDE LIGHT OUTPUT**

**360°  
SIDE  
LIGHT OUTPUT**

Introducing the best-selling Radiant Series of LED Work Lamps from Trux. This groundbreaking lineup features 360° of additional diodes around the circumference of the Work Lamp to offer both incredibly bright forward facing **SPOT** Beam AND side facing **FLOOD** Beam.



**PATENTED  
DESIGN**


**TLED-U103**      **TLED-U120**  
**4.5" LED WORK LAMP**    **4.25" LED WORK LAMP**  
WITH 360° SIDE LIGHT OUTPUT    WITH 360° SIDE LIGHT OUTPUT

### HEADLIGHT COMPARISON NOT JUST YOUR LIGHT OUTPUT



**TLED-U120**  
"Radiant" LED Work Lamp

**OEM HALOGEN**  
Work Lamp



**TLED-U120**  
"Radiant" LED Work Lamp

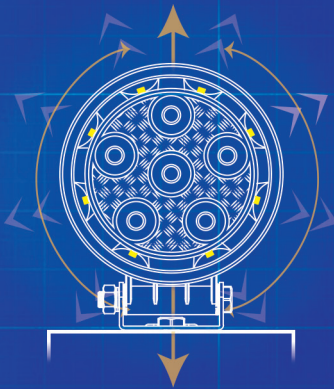
**LEADING COMPETITOR**  
LED Work Lamp

These first ever COMBINATION LED Work Lamps produce up to 4000 lumens that provide up to 50% more illumination than a standard work light alone. This cutting-edge combination allows operators to enjoy the benefits of multiple applications all in one light.

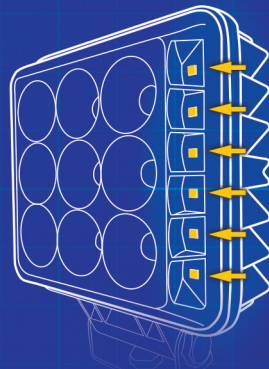
# WHAT IS RADIANT?

The 'Radiant Series' Work Lamps are designed with diodes placed on the circumference of the Work Lamp with specially designed reflector cups that projects the light out the sides of the work lamp.


SIDE LIGHT OUTPUT  
FRONT VIEW



360° DIODES  
SIDE VIEW



## PERFECT FOR A WIDE RANGE OF APPLICATIONS



## 4.25" SQUARE COMBINATION SPOT & FLOOD BEAM

**TOP  
SELLER**



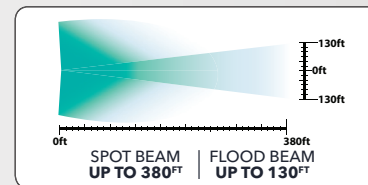
COMBINATION SPOT & FLOOD BEAM  
**TLED-U120**

[ PATENT PENDING ]

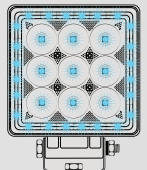
### TECHNICAL SPECIFICATIONS

RAW LUMENS	4000 Lumens
EFFECTIVE LUMENS	2360 Lumens
BEAM PATTERN	Combination Spot & Flood
DIODES	9 Front   24 Side Diodes
OPERATING VOLTAGE	10-30 Volts
LED POWER	40 Watts
CURRENT DRAW	2.25 Amps @ 12 Volts
COLOR TEMPERATURE	6500 Kelvin
HOUSING MATERIAL	Aluminum Die Cast
BRACKET MATERIAL	Stainless Steel
LENS MATERIAL	Polycarbonate
WATERPROOF RATING	IP67 Rating
SOLD	Individually
WARRANTY	3 Years

### BEAM PATTERN




### FUNCTION



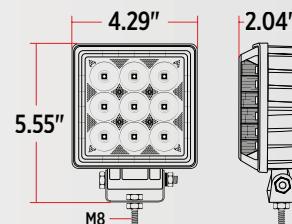
9 Front Diodes  
24 Side Diodes

### WIRING

2 WIRE CONNECTION



Connect the negative and positive work lamp wires to the corresponding negative and positive wires from the truck's wiring harness.



**4000  
LUMENS**

**SPOT &  
FLOOD  
BEAM**

**WARNING:** Cancer and Reproductive Harm - [www.p65warnings.ca.gov](http://www.p65warnings.ca.gov)

# DOUBLE FACE LED WORK LAMP

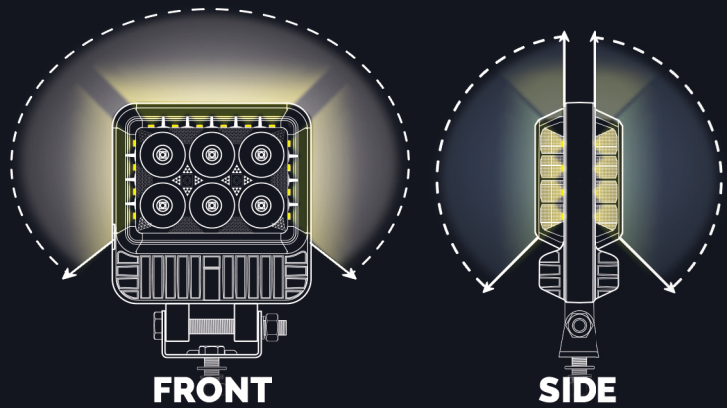


**WITH 270° SIDE LIGHT OUTPUT**

Now brighter than ever are Trux Radiant Double Face Work Lamps, a game changer to the industry. Designed with side radial LEDs and two spot functions on both faces of the light to create an intense brilliant forward and back lighting. This compact work light brings twice the amount of brightness to your work area without taking much space on your vehicle.



**TLED-U116**



The 'Double Face' LED Work Lamps are designed with diodes placed on the front and back as well as the circumference of the Work Lamp with specially designed reflector cups that projects the light out the sides of the work lamp.

## RADIANT SERIES

### DOUBLE FACE COMBINATION SPOT & FLOOD BEAM

**NEW**

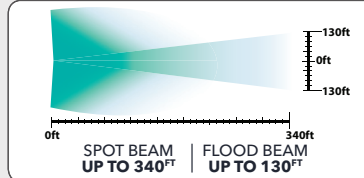


COMBINATION SPOT & FLOOD BEAM [ PATENT PENDING ]  
**TLED-U116**

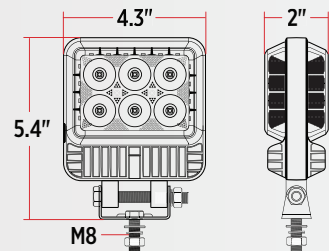

**TECHNICAL SPECIFICATIONS**

RAW LUMENS	2200 Lumens
EFFECTIVE LUMENS	1700 Lumens
BEAM PATTERN	Combination Spot & Flood
DIODES	6 Front   14 Side Diodes (Per Face)
OPERATING VOLTAGE	12-24 Volts
LED POWER	20 Watts
CURRENT DRAW	2.27 Amps @ 12 Volts
COLOR TEMPERATURE	6500 Kelvin
HOUSING MATERIAL	ADC12
BRACKET MATERIAL	Stainless Steel
LENS MATERIAL	Polycarbonate
WATERPROOF RATING	IP67 Rating
SOLD	Individually
WARRANTY	3 Years


**BEAM PATTERN**



**FUNCTION**



**WIRING**



**2200 LUMENS EACH SIDE**

**SPOT & FLOOD BEAM**

**DOUBLE FACE LIGHTING**

**WARNING:** Cancer and Reproductive Harm - [www.p65warnings.ca.gov](http://www.p65warnings.ca.gov)

## 4.5" ROUND COMBINATION SPOT & FLOOD BEAM

**TOP  
SELLER**



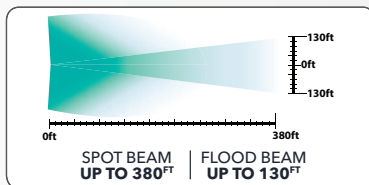
COMBINATION SPOT & FLOOD BEAM

### TLED-U103


#### TECHNICAL SPECIFICATIONS

RAW LUMENS	3000 Lumens
EFFECTIVE LUMENS	1800 Lumens
BEAM PATTERN	Combination Spot & Flood
DIODES	6 Front   8 Side Diodes
OPERATING VOLTAGE	12-24 Volts
LED POWER	30 Watts
CURRENT DRAW	2.5 Amps @ 12 Volts
COLOR TEMPERATURE	6500 Kelvin
HOUSING MATERIAL	ADC12
BRACKET MATERIAL	Stainless Steel
LENS MATERIAL	Polycarbonate
WATERPROOF RATING	IP67 Rating
SOLD	Individually
WARRANTY	3 Years

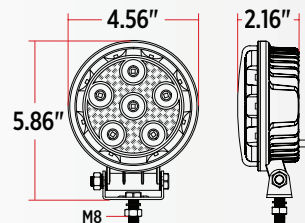
#### BEAM PATTERN



#### FUNCTION



6 Front Diodes  
8 Side Diodes



#### WIRING

##### 2 WIRE CONNECTION



Connect the negative and positive work lamp wires to the corresponding negative and positive wires from the truck's wiring harness.

**3000  
LUMENS**

**SPOT &  
FLOOD  
BEAM**

## 4.5" ROUND (PAIR) COMBINATION SPOT & FLOOD BEAM

**TOP  
SELLER**



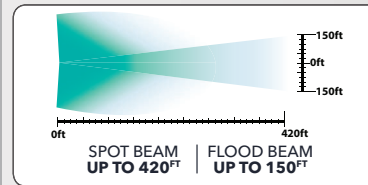
COMBINATION SPOT & FLOOD BEAM

### TLED-U102

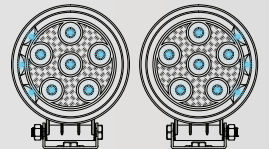
#### TECHNICAL SPECIFICATIONS

RAW LUMENS	4300 Lumens (Each)
EFFECTIVE LUMENS	1920 Lumens (Each)
BEAM PATTERN	Combination Spot & Flood
DIODES	6 Front   3 Side Diodes (Each)
OPERATING VOLTAGE	12-24 Volts
LED POWER	32 Watts (Each)
CURRENT DRAW	2.67 Amps @ 12 Volts
COLOR TEMPERATURE	6500 Kelvin
HOUSING MATERIAL	ADC12
BRACKET MATERIAL	Stainless Steel
LENS MATERIAL	Polycarbonate
WATERPROOF RATING	IP67 Rating
SOLD	As a Pair
WARRANTY	3 Years

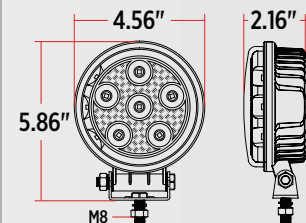
#### BEAM PATTERN



#### FUNCTION




6 Front Diodes (Each)  
3 Side Diodes (Each)



#### WIRING

##### 2 WIRE CONNECTION



Connect the negative and positive work lamp wires to the corresponding negative and positive wires from the truck's wiring harness.

**4300  
LUMENS EACH**

**SPOT &  
FLOOD  
BEAM**

**SOLD IN  
PAIRS**

# SPOT LED WORK LAMP WITH STROBE



**360°**

## STROBE OUTPUT

Perfect for warning are Trux latest multi-functional LED Work Lamps. These LED Work Lamps have you covered from strobe warning to spot function, where you will be able to do your work and not realize the time of day. In line of sight, these cautionary LEDs allows you to see and be seen at a flick of a switch.



## PERFECT FOR A WIDE RANGE OF APPLICATIONS



AGRICULTURAL



WRECKERS



SERVICE VEHICLES



DELIVERY VEHICLES

# STROBE SERIES

**4.25" SQUARE**  
SPOT BEAM WITH AMBER STROBE

**NEW**

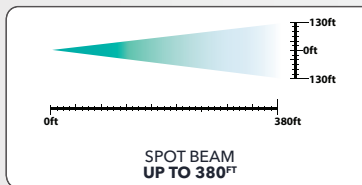


SPOT BEAM WITH AMBER STROBE  
**TLED-U118**

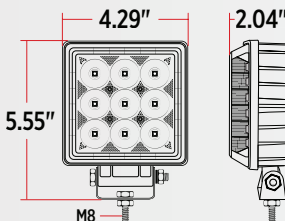
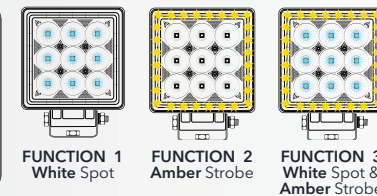
### TECHNICAL SPECIFICATIONS

RAW LUMENS	3500 Lumens
EFFECTIVE LUMENS	2500 Lumens
BEAM PATTERN	Spot Beam
DIODES	9 Front   24 Side Diodes
OPERATING VOLTAGE	12-24 Volts
LED POWER	40 Watts
CURRENT DRAW	2.5 Amps @ 12 Volts
COLOR TEMPERATURE	6500 Kelvin
HOUSING MATERIAL	Aluminum Die Cast
BRACKET MATERIAL	Stainless Steel
LENS MATERIAL	Polycarbonate
WATERPROOF RATING	IP67 Rating
SOLD	Individually
WARRANTY	3 Years

### BEAM PATTERN



### FUNCTIONS



### WIRING

3 WIRE CONNECTION & 2 POWER SWITCHES



Refer to the Installation Instructions in the packaging for the wiring diagram.

**2500**  
LUMENS

**SPOT**  
BEAM

**STROBE**  
FUNCTION

**2X**  
FUNCTIONS  
IN ONE LIGHT

**WARNING:** Cancer and Reproductive Harm - [www.p65warnings.ca.gov](http://www.p65warnings.ca.gov)

## 4.5" ROUND SPOT BEAM WITH AMBER STROBE

**NEW**

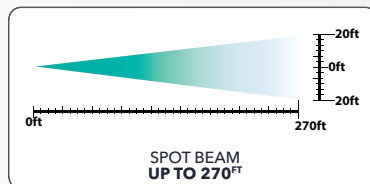


SPOT BEAM WITH AMBER STROBE  
**TLED-U114**

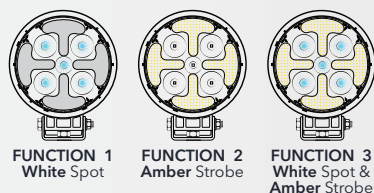
### TECHNICAL SPECIFICATIONS

RAW LUMENS	1800 Lumens
EFFECTIVE LUMENS	1300 Lumens
BEAM PATTERN	Spot Beam
DIODES	5 White Diodes   20 Amber Diodes
OPERATING VOLTAGE	9-30 Volts
LED POWER	25 Watts
CURRENT DRAW	2 Amps @ 12V
COLOR TEMPERATURE	White: 6000 Kelvin Amber: 590 nm
HOUSING MATERIAL	Aluminum Die Cast
BRACKET MATERIAL	Stainless Steel
LENS MATERIAL	Polycarbonate
WATERPROOF RATING	IP67 Rating
SOLD	Individually
WARRANTY	3 Years

### BEAM PATTERN



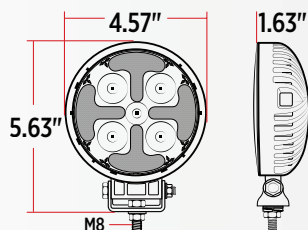
### FUNCTIONS



FUNCTION 1  
White Spot

FUNCTION 2  
Amber Strobe

FUNCTION 3  
White Spot &  
Amber Strobe



### WIRING

3 WIRE CONNECTION & 2 POWER SWITCHES



Refer to the Installation Instructions in the packaging for the wiring diagram.

**1800**  
LUMENS

**SPOT**  
BEAM

**STROBE**  
FUNCTION

**2X**  
FUNCTIONS  
IN ONE LIGHT

## 7" HALF MOON FLOOD BEAM WITH AMBER STROBE



FUNCTION 1  
White Flood Beam

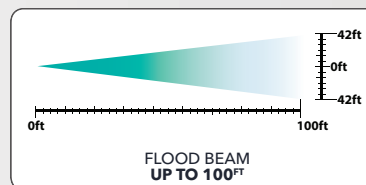
FUNCTION 2  
Amber Strobe

FLOOD BEAM WITH AMBER STROBE  
**TLED-U112** Surface Mount

### TECHNICAL SPECIFICATIONS

RAW LUMENS	White: 800 Lumens Strobe: 750 Lumens
EFFECTIVE LUMENS	White: 780 Lumens Strobe: 700 Lumens
BEAM PATTERN	Flood Beam
DIODES	6 White Diodes   6 Amber Diodes
OPERATING VOLTAGE	12-24 Volts
LED POWER	8 Watts
CURRENT DRAW	0.69 Amps @ 12 Volts
COLOR TEMPERATURE	White: 6500 Kelvin Amber: 1800 Kelvin
HOUSING MATERIAL	Aluminum Die Cast
LENS MATERIAL	Polycarbonate
WATERPROOF RATING	IP65 Rating
SOLD	Individually
WARRANTY	3 Years

### BEAM PATTERN

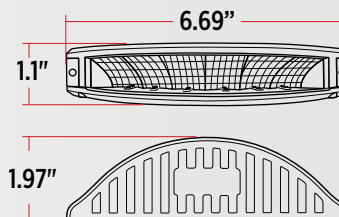


### FUNCTIONS



FUNCTION 1  
White Flood

FUNCTION 2  
Amber Strobe



### WIRING

3 WIRE CONNECTION & POWER SWITCH



Refer to the Installation Instructions in the packaging for the wiring diagram.

**800**  
LUMENS

**FLOOD**  
BEAM

**STROBE**  
FUNCTION

**2X**  
FUNCTIONS  
IN ONE LIGHT

⚠️ WARNING: Cancer and Reproductive Harm - [www.p65warnings.ca.gov](http://www.p65warnings.ca.gov)

# STROBE SERIES

## 6" RECTANGLE SPOT BEAM WITH STROBE

**TOP  
SELLER**

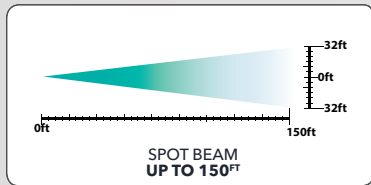


### SPOT BEAM WITH AMBER STROBE **TLED-W4**

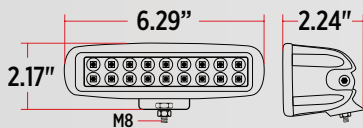
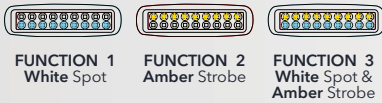
#### TECHNICAL SPECIFICATIONS

RAW LUMENS	1400 Lumens
EFFECTIVE LUMENS	900 Lumens
BEAM PATTERN	Spot Beam
DIODES	20 Diodes
OPERATING VOLTAGE	10-30 Volts
LED POWER	18 Watts
CURRENT DRAW	1.05 Amps @ 12 Volts
COLOR TEMPERATURE	6000 Kelvin
HOUSING MATERIAL	Aluminum Die Cast
BRACKET MATERIAL	Stainless Steel
LENS MATERIAL	Polycarbonate
WATERPROOF RATING	IP67 Rating
SOLD	Sold Individually
WARRANTY	3 Years

#### BEAM PATTERN



#### FUNCTIONS



#### WIRING

3 WIRE CONNECTION & 2 POWER SWITCHES



Refer to the Installation Instructions in the packaging for the wiring diagram.

**1400**  
LUMENS

**SPOT**  
BEAM

**STROBE**  
FUNCTION

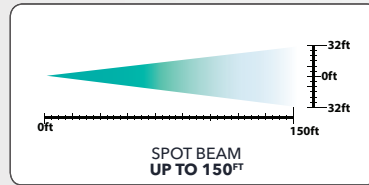
**2X**  
FUNCTIONS  
IN ONE LIGHT

### SPOT BEAM WITH RED STROBE **TLED-W3**

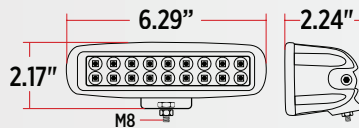
#### TECHNICAL SPECIFICATIONS

RAW LUMENS	1400 Lumens
EFFECTIVE LUMENS	900 Lumens
BEAM PATTERN	Spot Beam
DIODES	20 Diodes
OPERATING VOLTAGE	10-30 Volts
LED POWER	18 Watts
CURRENT DRAW	1.05 Amps @ 12 Volts
COLOR TEMPERATURE	6000 Kelvin
HOUSING MATERIAL	Aluminum Die Cast
BRACKET MATERIAL	Stainless Steel
LENS MATERIAL	Polycarbonate
WATERPROOF RATING	IP67 Rating
SOLD	Sold Individually
WARRANTY	3 Years

#### BEAM PATTERN




#### FUNCTIONS



#### WIRING

3 WIRE CONNECTION & 2 POWER SWITCHES



Refer to the Installation Instructions in the packaging for the wiring diagram.

**1400**  
LUMENS

**SPOT**  
BEAM

**STROBE**  
FUNCTION

**2X**  
FUNCTIONS  
IN ONE LIGHT

**WARNING:** Cancer and Reproductive Harm - [www.p65warnings.ca.gov](http://www.p65warnings.ca.gov)

# 4" CUBE

## SPOT BEAM WITH SIDE STROBE

**TOP  
SELLER**



SPOT BEAM WITH AMBER STROBE  
**TLED-U106**

**TECHNICAL SPECIFICATIONS**

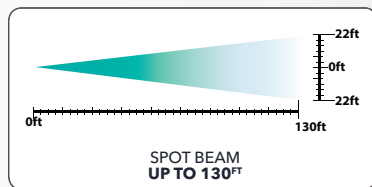
RAW LUMENS	1800 Lumens (Each)
EFFECTIVE LUMENS	1500 Lumens (Each)
BEAM PATTERN	Spot Beam
DIODES	12 Front Diodes   7 Side Diodes
OPERATING VOLTAGE	9-30 Volts
LED POWER	18 Watts
CURRENT DRAW	1.2 Amps @ 12 Volts (Each)
COLOR TEMPERATURE	6000 Kelvin
HOUSING MATERIAL	Aluminum Die Cast
BRACKET MATERIAL	Stainless Steel
LENS MATERIAL	Polycarbonate
WATERPROOF RATING	IP67 Rating
SOLD	As a Pair
WARRANTY	3 Years

SPOT BEAM WITH RED STROBE  
**TLED-U107**

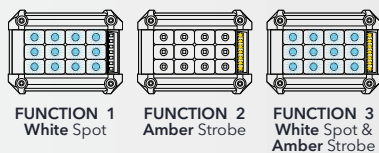
**TECHNICAL SPECIFICATIONS**

RAW LUMENS	1800 Lumens (Each)
EFFECTIVE LUMENS	1500 Lumens (Each)
BEAM PATTERN	Spot Beam
DIODES	12 Front Diodes   7 Side Diodes
OPERATING VOLTAGE	9-30 Volts
LED POWER	18 Watts
CURRENT DRAW	1.2 Amps @ 12 Volts (Each)
COLOR TEMPERATURE	6000 Kelvin
HOUSING MATERIAL	Aluminum Die Cast
BRACKET MATERIAL	Stainless Steel
LENS MATERIAL	Polycarbonate
WATERPROOF RATING	IP67 Rating
SOLD	As a Pair
WARRANTY	3 Years

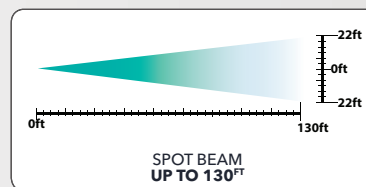
**BEAM PATTERN**



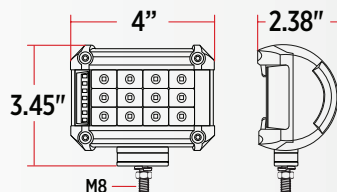
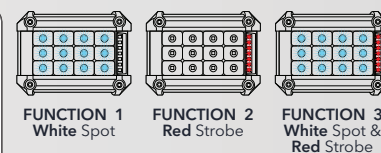
**FUNCTIONS**



**BEAM PATTERN**



**FUNCTIONS**

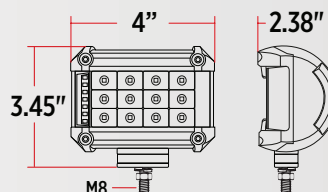


**WIRING**

3 WIRE CONNECTION & 2 POWER SWITCHES



Refer to the Installation Instructions in the packaging for the wiring diagram.



**WIRING**

3 WIRE CONNECTION & 2 POWER SWITCHES



Refer to the Installation Instructions in the packaging for the wiring diagram.

**1800**  
LUMENS EACH

**SPOT**  
BEAM

**58 FPM**  
STROBE

**SOLD IN**  
PAIRS

**1800**  
LUMENS EACH

**SPOT**  
BEAM

**58 FPM**  
STROBE

**SOLD IN**  
PAIRS

# MINI LED WORK LAMPS

## 2" MINI POS DISPLAY SPOT BEAM - BOX OF 30

**TOP  
SELLER**



**TRX-135**  
BOX CONTAINS  
**30 x TLED-U104**

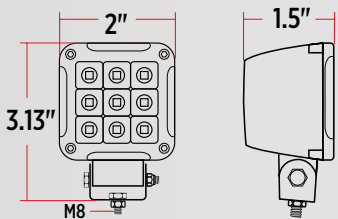
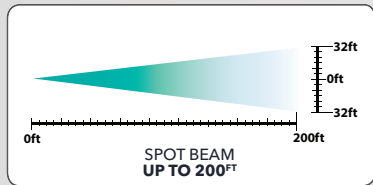


SPOT BEAM  
**TRX-135** Box of 30

### TECHNICAL SPECIFICATIONS


RAW LUMENS	1500 Lumens
EFFECTIVE LUMENS	900 Lumens
BEAM PATTERN	Spot Beam
DIODES	9 Diodes
OPERATING VOLTAGE	12-24 Volts
LED POWER	18 Watts
CURRENT DRAW	0.87 Amp @ 12 Volts
COLOR TEMPERATURE	6500 Kelvin
HOUSING MATERIAL	Aluminum Die Cast
BRACKET MATERIAL	Stainless Steel
LENS MATERIAL	Polycarbonate
WATERPROOF RATING	IP67 Rating
SOLD	Box of 30
WARRANTY	3 Years

### BEAM PATTERN



### WIRING

2 WIRE CONNECTION



Connect the negative and positive work lamp wires to the corresponding negative and positive wires from the truck's wiring harness.

**1500**  
LUMENS

**SPOT**  
BEAM

SOLD IN BOX OF  
**30 PCS**

## 6" RECTANGLE POS DISPLAY FLOOD BEAM - BOX OF 21

**NEW**



**TRX-239**  
BOX CONTAINS  
**21 x TLED-U122**

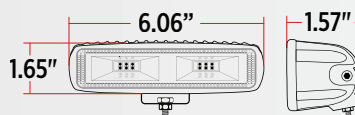
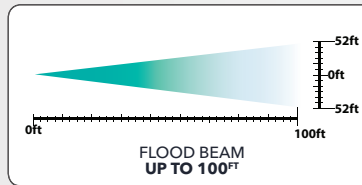


FLOOD BEAM  
**TRX-239** Box of 21

### TECHNICAL SPECIFICATIONS

RAW LUMENS	1100 Lumens
EFFECTIVE LUMENS	750 Lumens
BEAM PATTERN	Flood Beam
DIODES	12 Diodes
OPERATING VOLTAGE	9-30 Volts
LED POWER	18 Watts
CURRENT DRAW	1.5 Amp @ 12 Volts
COLOR TEMPERATURE	6000 Kelvin
HOUSING MATERIAL	Aluminum Die Cast
BRACKET MATERIAL	Stainless Steel
LENS MATERIAL	Polycarbonate
WATERPROOF RATING	IP67 Rating
SOLD	Box of 21
WARRANTY	3 Years

### BEAM PATTERN



### WIRING

2 WIRE CONNECTION



Connect the negative and positive work lamp wires to the corresponding negative and positive wires from the truck's wiring harness.

**1100**  
LUMENS

**FLOOD**  
BEAM

SOLD IN BOX OF  
**21 PCS**

**WARNING:** Cancer and Reproductive Harm - [www.p65warnings.ca.gov](http://www.p65warnings.ca.gov)

## 3" MINI COMBINATION SPOT BEAM & FLOOD BEAM

**TOP  
SELLER**



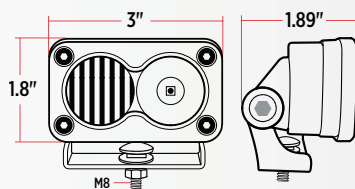
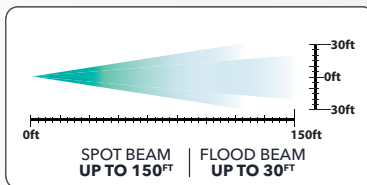
COMBINATION SPOT & FLOOD BEAM

### TLED-U105

#### TECHNICAL SPECIFICATIONS


RAW LUMENS	900 Lumens
EFFECTIVE LUMENS	500 Lumens
BEAM PATTERN	Combination Spot & Flood Beam
DIODES	2 Diodes Each
OPERATING VOLTAGE	9-32 Volts
LED POWER	9 Watts
CURRENT DRAW	0.65 Amp @ 12 Volts
COLOR TEMPERATURE	6000 Kelvin
HOUSING MATERIAL	Aluminum Die Cast
BRACKET MATERIAL	Stainless Steel
LENS MATERIAL	Polycarbonate
WATERPROOF RATING	IP67 Rating
SOLD	As a Pair
WARRANTY	3 Years

#### BEAM PATTERN



#### WIRING

##### 2 WIRE CONNECTION



Connect the negative and positive work lamp wires to the corresponding negative and positive wires from the truck's wiring harness.

**900**  
LUMENS

**SPOT &  
FLOOD**  
BEAM

SOLD IN  
**PAIRS**

## 2.25" MINI HIGH POWERED SPOT BEAM



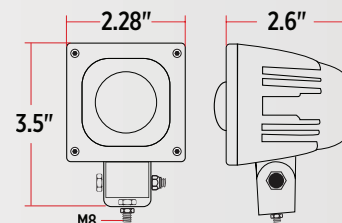
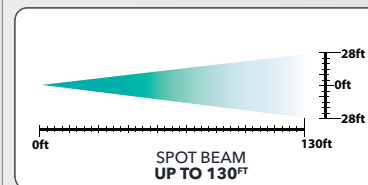
SPOT BEAM

### TLED-U6

#### TECHNICAL SPECIFICATIONS

RAW LUMENS	1200 Lumens
EFFECTIVE LUMENS	800 Lumens
BEAM PATTERN	Spot Beam
DIODES	1 Diode
OPERATING VOLTAGE	10-30 Volts
LED POWER	10 Watts
CURRENT DRAW	0.82 Amps @ 12 Volts
COLOR TEMPERATURE	6000 Kelvin
HOUSING MATERIAL	Aluminum Die Cast
BRACKET MATERIAL	Stainless Steel
LENS MATERIAL	Polycarbonate
WATERPROOF RATING	IP67 Rating
SOLD	Individually
WARRANTY	3 Years

#### BEAM PATTERN



#### WIRING

##### 2 WIRE CONNECTION



Connect the negative and positive work lamp wires to the corresponding negative and positive wires from the truck's wiring harness.

**1200**  
LUMENS

**SPOT**  
BEAM

# LED WORK LAMPS

## 3" MINI STELLAR SERIES SPOT BEAM | FLOOD BEAM

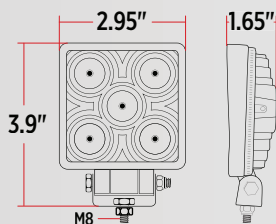
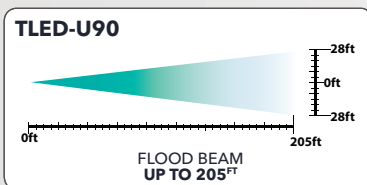
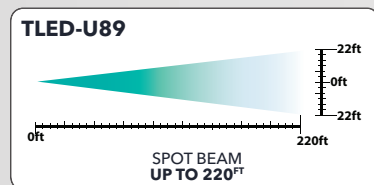


SPOT BEAM  
**TLED-U89**

### TECHNICAL SPECIFICATIONS

RAW LUMENS	1500 Lumens
EFFECTIVE LUMENS	1200 Lumens
BEAM PATTERN	TLED-U89: Spot Beam TLED-U90: Flood Beam
DIODES	5 Diodes
OPERATING VOLTAGE	10-30 Volts
LED POWER	25 Watts
CURRENT DRAW	1.46 Amps @ 12 Volts
COLOR TEMPERATURE	6000 Kelvin
HOUSING MATERIAL	Aluminum Die Cast
BRACKET MATERIAL	Stainless Steel
LENS MATERIAL	Polycarbonate
WATERPROOF RATING	IP67 Rating
SOLD	Individually
WARRANTY	3 Years

### BEAM PATTERN



**WIRING**

2 WIRE CONNECTION

Connect the negative and positive work lamp wires to the corresponding negative and positive wires from the truck's wiring harness.

**1500**  
LUMENS

**SPOT BEAM**  
TLED-U89

**FLOOD BEAM**  
TLED-U90

**STELLAR**  
SERIES

## 3" MINI STANDARD SPOT BEAM | FLOOD BEAM

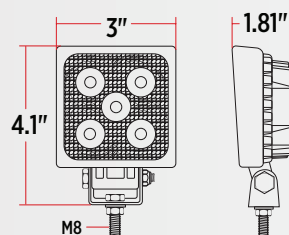
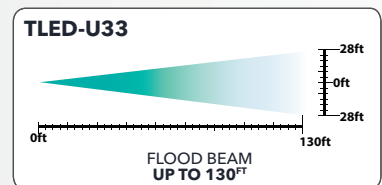
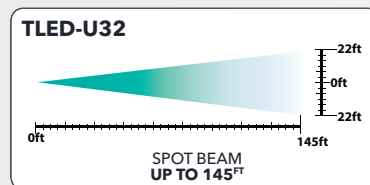


SPOT BEAM  
**TLED-U32**

### TECHNICAL SPECIFICATIONS

RAW LUMENS	1260 Lumens
EFFECTIVE LUMENS	900 Lumens
BEAM PATTERN	TLED-U32: Spot Beam TLED-U33: Flood Beam
DIODES	5 Diodes
OPERATING VOLTAGE	10-30 Volts
LED POWER	15 Watts
CURRENT DRAW	0.86 Amps @ 12 Volts
COLOR TEMPERATURE	6000 Kelvin
HOUSING MATERIAL	Aluminum Die Cast
BRACKET MATERIAL	Stainless Steel
LENS MATERIAL	Polycarbonate
WATERPROOF RATING	IP67 Rating
SOLD	Individually
WARRANTY	3 Years

### BEAM PATTERN



**WIRING**

2 WIRE CONNECTION

Connect the negative and positive work lamp wires to the corresponding negative and positive wires from the truck's wiring harness.

**1260**  
LUMENS

**SPOT BEAM**  
TLED-U32

**FLOOD BEAM**  
TLED-U33

**WARNING: Cancer and Reproductive Harm - [www.p65warnings.ca.gov](http://www.p65warnings.ca.gov)**

## 4" STELLAR SERIES SPOT BEAM | FLOOD BEAM

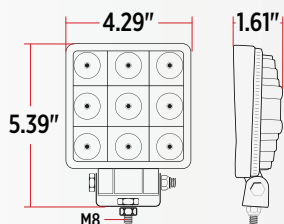
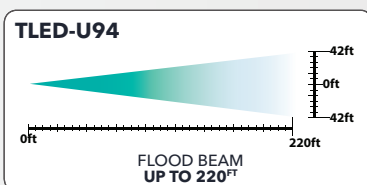
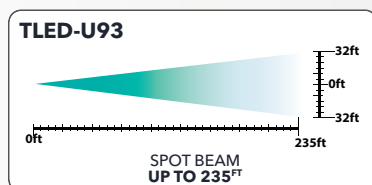


SPOT BEAM  
**TLED-U93**

### TECHNICAL SPECIFICATIONS

RAW LUMENS	1600 Lumens
EFFECTIVE LUMENS	1350 Lumens
BEAM PATTERN	TLED-U93: Spot Beam TLED-U94: Flood Beam
DIODES	9 Diodes
OPERATING VOLTAGE	10-30 Volts
LED POWER	27 Watts
CURRENT DRAW	2 Amps @ 12 Volts
COLOR TEMPERATURE	6000 Kelvin
HOUSING MATERIAL	Aluminum Die Cast
BRACKET MATERIAL	Stainless Steel
LENS MATERIAL	Polycarbonate
WATERPROOF RATING	IP67 Rating
SOLD	Individually
WARRANTY	3 Years

### BEAM PATTERN



**WIRING**  
2 WIRE CONNECTION

Connect the negative and positive work lamp wires to the corresponding negative and positive wires from the truck's wiring harness.

**1600**  
LUMENS

**SPOT BEAM**  
TLED-U93

**FLOOD BEAM**  
TLED-U94

**STELLAR SERIES**

## 4" STANDARD FLOOD BEAM

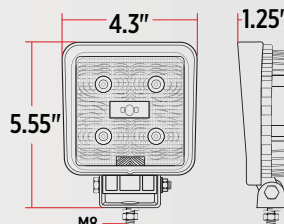
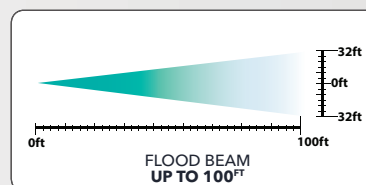


FLOOD BEAM  
**TLED-U2**

### TECHNICAL SPECIFICATIONS

RAW LUMENS	900 Lumens
EFFECTIVE LUMENS	500 Lumens
BEAM PATTERN	Flood Beam
DIODES	5 Diodes
OPERATING VOLTAGE	10-30 Volts
LED POWER	15 Watts
CURRENT DRAW	0.83 Amp @ 12 Volts
COLOR TEMPERATURE	6000 Kelvin
HOUSING MATERIAL	Aluminum Die Cast
BRACKET MATERIAL	Stainless Steel
LENS MATERIAL	Polycarbonate
WATERPROOF RATING	IP67 Rating
SOLD	Individually
WARRANTY	3 Years

### BEAM PATTERN



**WIRING**  
2 WIRE CONNECTION

Connect the negative and positive work lamp wires to the corresponding negative and positive wires from the truck's wiring harness.

**900**  
LUMENS

**FLOOD BEAM**

# LED WORK LAMPS

## 4.5" HIGH POWERED SPOT BEAM | FLOOD BEAM



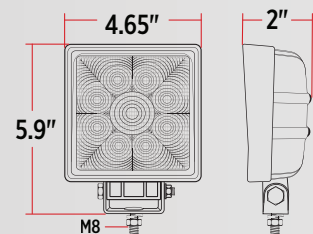
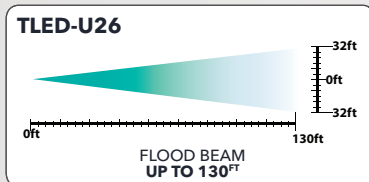
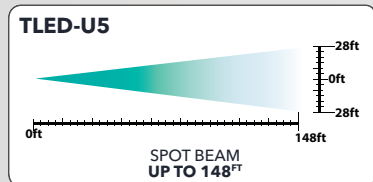
SPOT BEAM  
**TLED-U5**

FLOOD BEAM  
**TLED-U26**

### TECHNICAL SPECIFICATIONS

RAW LUMENS	1600 Lumens
EFFECTIVE LUMENS	900 Lumens
BEAM PATTERN	TLED-U5: Spot Beam TLED-U26: Flood Beam
DIODES	9 Diodes
OPERATING VOLTAGE	10-30 Volts
LED POWER	27 Watts
CURRENT DRAW	1.45 Amps @ 12 Volts
COLOR TEMPERATURE	6000 Kelvin
HOUSING MATERIAL	Aluminum Die Cast
BRACKET MATERIAL	Stainless Steel
LENS MATERIAL	Polycarbonate
WATERPROOF RATING	IP67 Rating
SOLD	Individually
WARRANTY	3 Years

### BEAM PATTERN



**WIRING**  
2 WIRE CONNECTION

Connect the negative and positive work lamp wires to the corresponding negative and positive wires from the truck's wiring harness.

**1600**  
LUMENS

**SPOT BEAM**  
TLED-U5

**FLOOD BEAM**  
TLED-U26

## 4.5" STELLAR SERIES HIGH POWERED SPOT BEAM | FLOOD BEAM



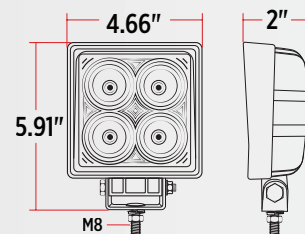
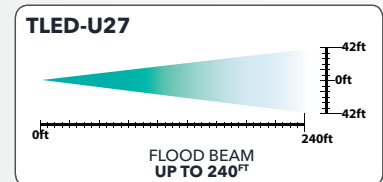

SPOT BEAM  
**TLED-U18**

FLOOD BEAM  
**TLED-U27**

### TECHNICAL SPECIFICATIONS

RAW LUMENS	4000 Lumens
EFFECTIVE LUMENS	2400 Lumens
BEAM PATTERN	TLED-U18: Spot Beam TLED-U27: Flood Beam
DIODES	4 Diodes
OPERATING VOLTAGE	10-30 Volts
LED POWER	40 Watts
CURRENT DRAW	2.34 Amps @ 12 Volts
COLOR TEMPERATURE	6000 Kelvin
HOUSING MATERIAL	Aluminum Die Cast
BRACKET MATERIAL	Stainless Steel
LENS MATERIAL	Polycarbonate
WATERPROOF RATING	IP67 Rating
SOLD	Individually
WARRANTY	3 Years

### BEAM PATTERN



**WIRING**  
2 WIRE CONNECTION

Connect the negative and positive work lamp wires to the corresponding negative and positive wires from the truck's wiring harness.

**4000**  
LUMENS

**SPOT BEAM**  
TLED-U18

**FLOOD BEAM**  
TLED-U27

**STELLAR**  
SERIES

**WARNING:** Cancer and Reproductive Harm - [www.p65warnings.ca.gov](http://www.p65warnings.ca.gov)

# 3" MINI STELLAR SERIES

SPOT BEAM | FLOOD BEAM

# 3" MINI

SPOT BEAM | FLOOD BEAM



SPOT BEAM  
**TLED-U87**

FLOOD BEAM  
**TLED-U88**

SPOT BEAM  
**TLED-U34**

FLOOD BEAM  
**TLED-U35**

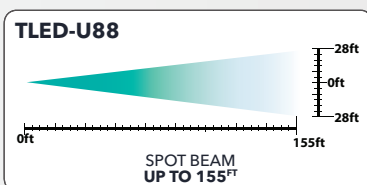
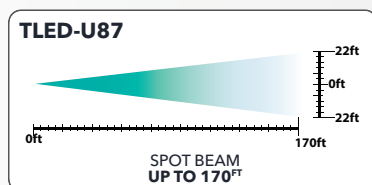
**TECHNICAL SPECIFICATIONS**

RAW LUMENS	2000 Lumens
EFFECTIVE LUMENS	1200 Lumens
BEAM PATTERN	TLED-U87: Spot Beam TLED-U88: Flood Beam
DIODES	5 Diodes
OPERATING VOLTAGE	10-30 Volts
LED POWER	25 Watts
CURRENT DRAW	1.25~1.46 Amps @ 12 Volts
COLOR TEMPERATURE	6000 Kelvin
HOUSING MATERIAL	Aluminum Die Cast
BRACKET MATERIAL	Stainless Steel
LENS MATERIAL	Polycarbonate
WATERPROOF RATING	IP67 Rating
SOLD	Individually
WARRANTY	3 Years


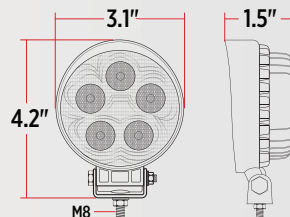

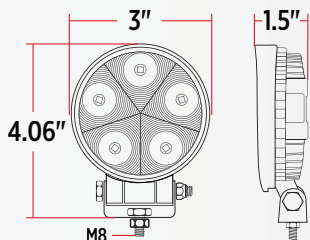
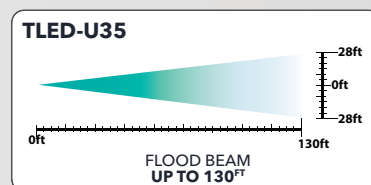
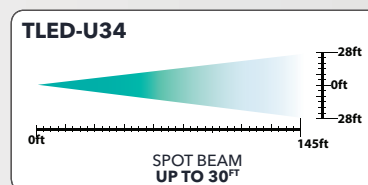
**TECHNICAL SPECIFICATIONS**

RAW LUMENS	1260 Lumens
EFFECTIVE LUMENS	900 Lumens
BEAM PATTERN	TLED-U34: Spot Beam TLED-U35: Flood Beam
DIODES	5 Diodes
OPERATING VOLTAGE	10-30 Volts
LED POWER	15 Watts
CURRENT DRAW	0.69 Amps @ 12 Volts
COLOR TEMPERATURE	6000 Kelvin
HOUSING MATERIAL	Aluminum Die Cast
BRACKET MATERIAL	Stainless Steel
LENS MATERIAL	Polycarbonate
WATERPROOF RATING	IP67 Rating
SOLD	Individually
WARRANTY	3 Years

**BEAM PATTERN**



**BEAM PATTERN**



**2000 LUMENS**   **SPOT BEAM TLED-U87**   **FLOOD BEAM TLED-U88**   **STELLAR SERIES**

**1260 LUMENS**   **SPOT BEAM TLED-U34**   **FLOOD BEAM TLED-U35**

# LED WORK LAMPS

## 4.5" STELLAR SERIES FLOOD BEAM

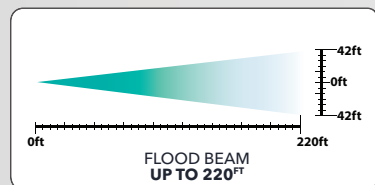


### FLOOD BEAM TLED-U96

#### TECHNICAL SPECIFICATIONS

RAW LUMENS	1600 Lumens
EFFECTIVE LUMENS	1350 Lumens
BEAM PATTERN	Flood Beam
DIODES	9 Diodes
OPERATING VOLTAGE	10-30 Volts
LED POWER	27 Watts
CURRENT DRAW	2 Amps @ 12 Volts
COLOR TEMPERATURE	6000 Kelvin
HOUSING MATERIAL	Aluminum Die Cast
BRACKET MATERIAL	Stainless Steel
LENS MATERIAL	Polycarbonate
WATERPROOF RATING	IP67 Rating
SOLD	Individually
WARRANTY	3 Years

#### BEAM PATTERN



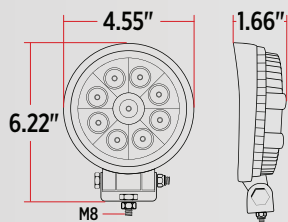
**WIRING**

2 WIRE CONNECTION

Connect the negative and positive work lamp wires to the corresponding negative and positive wires from the truck's wiring harness.

**1600 LUMENS** **FLOOD BEAM**

**STELLAR SERIES**



## 4.5" STANDARD FLOOD BEAM

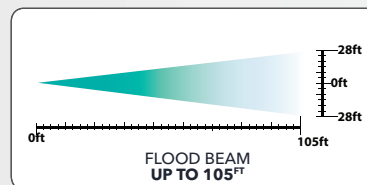


### FLOOD BEAM TLED-U1

#### TECHNICAL SPECIFICATIONS

RAW LUMENS	1000 Lumens
EFFECTIVE LUMENS	600 Lumens
BEAM PATTERN	Flood Beam
DIODES	6 Diodes
OPERATING VOLTAGE	10-30 Volts
LED POWER	18 Watts
CURRENT DRAW	1.01 Amps @ 12 Volts
COLOR TEMPERATURE	6000 Kelvin
HOUSING MATERIAL	Aluminum Die Cast
BRACKET MATERIAL	Stainless Steel
LENS MATERIAL	Polycarbonate
WATERPROOF RATING	IP67 Rating
SOLD	Individually
WARRANTY	3 Years

#### BEAM PATTERN

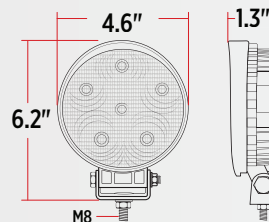


**WIRING**

2 WIRE CONNECTION

Connect the negative and positive work lamp wires to the corresponding negative and positive wires from the truck's wiring harness.

**1000 LUMENS** **FLOOD BEAM**



**WARNING:** Cancer and Reproductive Harm - [www.p65warnings.ca.gov](http://www.p65warnings.ca.gov)

## 5" HIGH POWERED SPOT BEAM | FLOOD BEAM



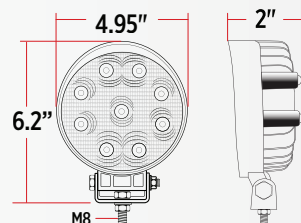
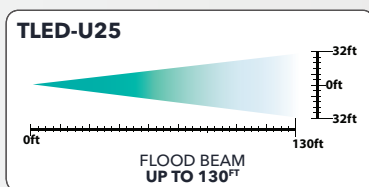
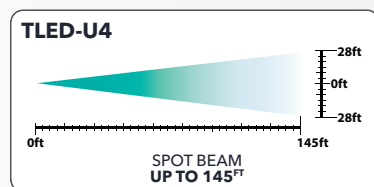
SPOT BEAM  
**TLED-U4**

FLOOD BEAM  
**TLED-U25**

### TECHNICAL SPECIFICATIONS

RAW LUMENS	1600 Lumens
EFFECTIVE LUMENS	900 Lumens
BEAM PATTERN	TLED-U4: Spot Beam TLED-U25: Flood Beam
DIODES	9 Diodes
OPERATING VOLTAGE	10-30 Volts
LED POWER	27 Watts
CURRENT DRAW	1.39 Amps @ 12 Volts
COLOR TEMPERATURE	6000 Kelvin
HOUSING MATERIAL	Aluminum Die Cast
BRACKET MATERIAL	Stainless Steel
LENS MATERIAL	Polycarbonate
WATERPROOF RATING	IP67 Rating
SOLD	Individually
WARRANTY	3 Years

### BEAM PATTERN



**WIRING**  
2 WIRE CONNECTION

Connect the negative and positive work lamp wires to the corresponding negative and positive wires from the truck's wiring harness.

**1600**  
LUMENS

**SPOT BEAM**  
TLED-U4

**FLOOD BEAM**  
TLED-U25

## 5" STELLAR SERIES HIGH POWERED SPOT BEAM | FLOOD BEAM



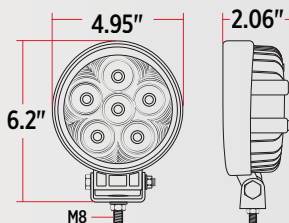
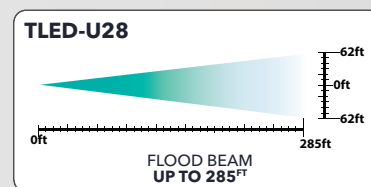
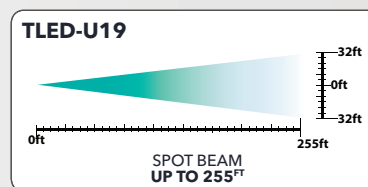
SPOT BEAM  
**TLED-U19**

FLOOD BEAM  
**TLED-U28**

### TECHNICAL SPECIFICATIONS

RAW LUMENS	4200 Lumens
EFFECTIVE LUMENS	2400 Lumens
BEAM PATTERN	TLED-U19: Spot Beam TLED-U28: Flood Beam
DIODES	6 Diodes
OPERATING VOLTAGE	10-30 Volts
LED POWER	30 Watts
CURRENT DRAW	2.27 Amps @ 12 Volts
COLOR TEMPERATURE	6000 Kelvin
HOUSING MATERIAL	Aluminum Die Cast
BRACKET MATERIAL	Stainless Steel
LENS MATERIAL	Polycarbonate
WATERPROOF RATING	IP67 Rating
SOLD	Individually
WARRANTY	3 Years

### BEAM PATTERN



**WIRING**  
2 WIRE CONNECTION

Connect the negative and positive work lamp wires to the corresponding negative and positive wires from the truck's wiring harness.

**4200**  
LUMENS

**SPOT BEAM**  
TLED-U19

**FLOOD BEAM**  
TLED-U28

**STELLAR SERIES**

# LED WORK LAMPS

## 6" OVAL HIGH POWERED SPOT BEAM

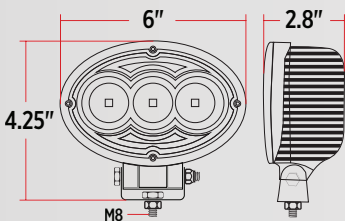
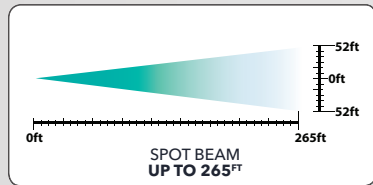


### SPOT BEAM TLED-U8

#### TECHNICAL SPECIFICATIONS

RAW LUMENS	3000 Lumens
EFFECTIVE LUMENS	2700 Lumens
BEAM PATTERN	Spot Beam
DIODES	3 Diodes
OPERATING VOLTAGE	10-30 Volts
LED POWER	30 Watts
CURRENT DRAW	2.24 Amps @ 12 Volts
COLOR TEMPERATURE	6000 Kelvin
HOUSING MATERIAL	Aluminum Die Cast
BRACKET MATERIAL	Stainless Steel
LENS MATERIAL	Polycarbonate
WATERPROOF RATING	IP67 Rating
SOLD	Individually
WARRANTY	3 Years

#### BEAM PATTERN



#### WIRING

2 WIRE CONNECTION

Connect the negative and positive work lamp wires to the corresponding negative and positive wires from the truck's wiring harness.

**3000 LUMENS** **SPOT BEAM**

## 6" OVAL SUPER POWERED SPOT BEAM | FLOOD BEAM

**TOP  
SELLER**



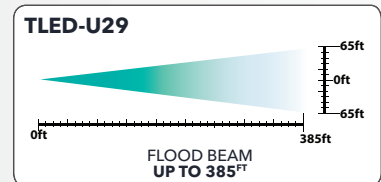
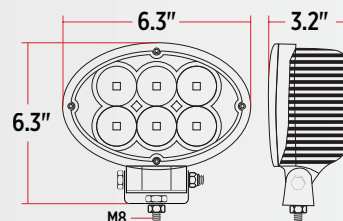
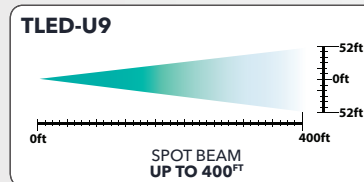
### SPOT BEAM TLED-U9

#### TECHNICAL SPECIFICATIONS

RAW LUMENS	6000 Lumens
EFFECTIVE LUMENS	5400 Lumens
BEAM PATTERN	TLED-U9: Spot Beam TLED-U29: Flood Beam
DIODES	6 Diodes
OPERATING VOLTAGE	10-30 Volts
LED POWER	60 Watts
CURRENT DRAW	4.34 Amps @ 12 Volts
COLOR TEMPERATURE	6000 Kelvin
HOUSING MATERIAL	Aluminum Die Cast
BRACKET MATERIAL	Stainless Steel
LENS MATERIAL	Polycarbonate
WATERPROOF RATING	IP67 Rating
SOLD	Individually
WARRANTY	3 Years

### FLOOD BEAM TLED-U29

#### BEAM PATTERN



#### WIRING

2 WIRE CONNECTION

Connect the negative and positive work lamp wires to the corresponding negative and positive wires from the truck's wiring harness.

**6000 LUMENS** **SPOT BEAM TLED-U9** **FLOOD BEAM TLED-U29**

**WARNING:** Cancer and Reproductive Harm - [www.p65warnings.ca.gov](http://www.p65warnings.ca.gov)

# 6" RECTANGLE

## SPOT BEAM | FLOOD BEAM

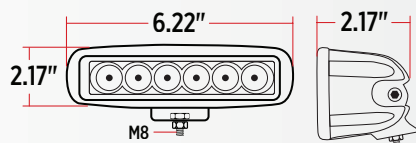
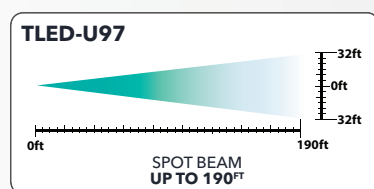


### SPOT BEAM TLED-U97

#### TECHNICAL SPECIFICATIONS

RAW LUMENS	1600 Lumens
EFFECTIVE LUMENS	1000 Lumens
BEAM PATTERN	Spot Beam
DIODES	6 Diodes
OPERATING VOLTAGE	10-30 Volts
LED POWER	18 Watts
CURRENT DRAW	0.51 Amps @ 12 Volts
COLOR TEMPERATURE	6000 Kelvin
HOUSING MATERIAL	Aluminum Die Cast
LENS MATERIAL	Polycarbonate
WATERPROOF RATING	IP67 Rating
SOLD	Individually
WARRANTY	3 Years

#### BEAM PATTERN



#### WIRING

##### 2 WIRE CONNECTION



Connect the negative and positive work lamp wires to the corresponding negative and positive wires from the truck's wiring harness.

**1600**  
LUMENS

**SPOT**  
BEAM

**STELLAR**  
SERIES

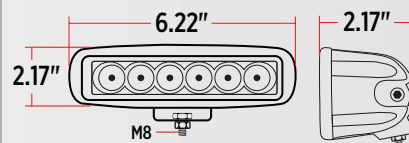



### FLOOD BEAM TLED-U98

#### TECHNICAL SPECIFICATIONS

RAW LUMENS	1600 Lumens
EFFECTIVE LUMENS	1000 Lumens
BEAM PATTERN	Flood Beam
DIODES	6 Diodes
OPERATING VOLTAGE	10-30 Volts
LED POWER	18 Watts
CURRENT DRAW	1.8 Amps @ 12 Volts
COLOR TEMPERATURE	6000 Kelvin
HOUSING MATERIAL	Aluminum Die Cast
LENS MATERIAL	Polycarbonate
WATERPROOF RATING	IP67 Rating
SOLD	Individually
WARRANTY	3 Years

#### BEAM PATTERN



#### WIRING

##### 2 WIRE CONNECTION



Connect the negative and positive work lamp wires to the corresponding negative and positive wires from the truck's wiring harness.

**1600**  
LUMENS

**FLOOD**  
BEAM

**STELLAR**  
SERIES



# LED WORK LAMPS

## 2.5" X 4.5" MINI SUPER POWERED SPOT BEAM

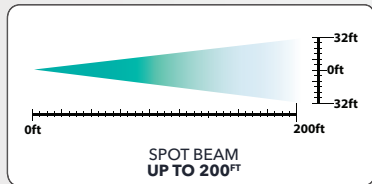


▲ SPOT BEAM  
**TLED-U10**

**TECHNICAL SPECIFICATIONS**

RAW LUMENS	2400 Lumens
EFFECTIVE LUMENS	1600 Lumens
BEAM PATTERN	Spot Beam
DIODES	2 Diodes
OPERATING VOLTAGE	10-30 Volts
LED POWER	24 Watts
CURRENT DRAW	1.85 Amps @ 12 Volts
COLOR TEMPERATURE	6000 Kelvin
HOUSING MATERIAL	Aluminum Die Cast
BRACKET MATERIAL	Stainless Steel
LENS MATERIAL	Polycarbonate
WATERPROOF RATING	IP67 Rating
SOLD	Individually
WARRANTY	3 Years

**BEAM PATTERN**

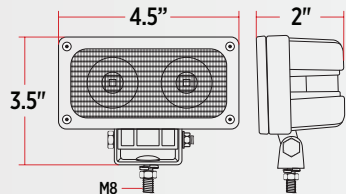


**WIRING**

2 WIRE CONNECTION



Connect the negative and positive work lamp wires to the corresponding negative and positive wires from the truck's wiring harness.



**2400**  
LUMENS

**SPOT**  
BEAM

## 4" X 6" STANDARD SPOT BEAM | FLOOD BEAM



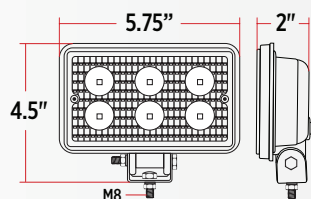
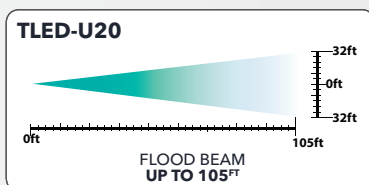
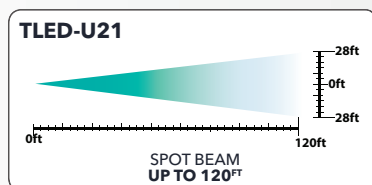
▲  
SPOT BEAM  
**TLED-U21**

▲  
FLOOD BEAM  
**TLED-U20**

### TECHNICAL SPECIFICATIONS

RAW LUMENS	660 Lumens
EFFECTIVE LUMENS	650 Lumens
BEAM PATTERN	TLED-U21: Spot Beam TLED-U20: Flood Beam
DIODES	6 Diodes
OPERATING VOLTAGE	12 Volts
LED POWER	17.4 Watts
CURRENT DRAW	1.45 Amps @ 12 Volts
COLOR TEMPERATURE	6000 Kelvin
HOUSING MATERIAL	Aluminum Die Cast
BRACKET MATERIAL	Stainless Steel
LENS MATERIAL	Polycarbonate
WATERPROOF RATING	IP67 Rating
SOLD	Individually
WARRANTY	3 Years

### BEAM PATTERN



**WIRING**  
2 WIRE CONNECTION

Connect the negative and positive work lamp wires to the corresponding negative and positive wires from the truck's wiring harness.

**660**  
LUMENS

**SPOT BEAM**  
TLED-U21

**FLOOD BEAM**  
TLED-U20

## 4" X 6" HIGH POWERED SPOT BEAM | FLOOD BEAM

**TOP  
SELLER**



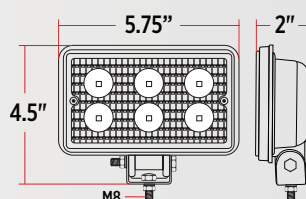
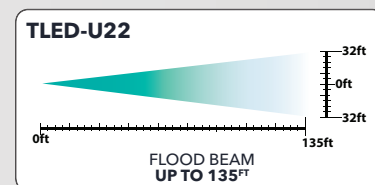
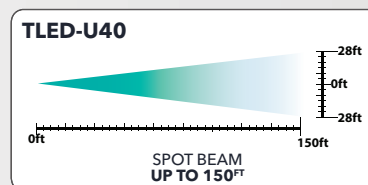
▲  
SPOT BEAM  
**TLED-U40**

▲  
FLOOD BEAM  
**TLED-U22**

### TECHNICAL SPECIFICATIONS

RAW LUMENS	1080 Lumens
EFFECTIVE LUMENS	970 Lumens
BEAM PATTERN	TLED-U40: Spot Beam TLED-U22: Flood Beam
DIODES	6 Diodes
OPERATING VOLTAGE	12 Volts
LED POWER	22.2 Watts
CURRENT DRAW	1.85 Amps @ 12 Volts
COLOR TEMPERATURE	6000 Kelvin
HOUSING MATERIAL	Aluminum Die Cast
BRACKET MATERIAL	Stainless Steel
LENS MATERIAL	Polycarbonate
WATERPROOF RATING	IP67 Rating
SOLD	Individually
WARRANTY	3 Years

### BEAM PATTERN



**WIRING**  
2 WIRE CONNECTION

Connect the negative and positive work lamp wires to the corresponding negative and positive wires from the truck's wiring harness.

**1080**  
LUMENS

**SPOT BEAM**  
TLED-U40

**FLOOD BEAM**  
TLED-U22

# LED WORK LAMPS

## 7" HALF MOON SURFACE MOUNT | FLOOD BEAM

**TOP  
SELLER**

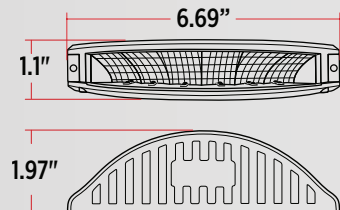
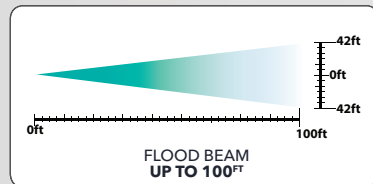


### FLOOD BEAM TLED-U108

#### TECHNICAL SPECIFICATIONS

RAW LUMENS	800 Lumens
EFFECTIVE LUMENS	780 Lumens
BEAM PATTERN	Flood Beam
DIODES	6 Diodes
OPERATING VOLTAGE	12-24 Volts
LED POWER	8 Watts
CURRENT DRAW	0.69 Amps @ 12 Volts
COLOR TEMPERATURE	6500 Kelvin
HOUSING MATERIAL	Aluminum Die Cast
LENS MATERIAL	Polycarbonate
WATERPROOF RATING	IP65 Rating
SOLD	Individually
WARRANTY	3 Years

#### BEAM PATTERN



#### WIRING

##### 2 WIRE CONNECTION




Connect the negative and positive work lamp wires to the corresponding negative and positive wires from the truck's wiring harness.

**800**  
LUMENS

**FLOOD**  
BEAM

## SURFACE MOUNT COMBINATION SPOT BEAM & FLOOD BEAM

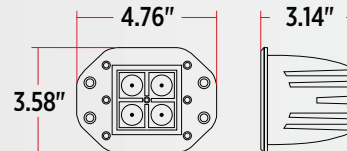
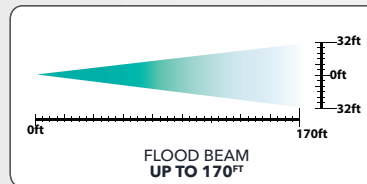


### COMBINATION SPOT & FLOOD BEAM TLED-U49

#### TECHNICAL SPECIFICATIONS

RAW LUMENS	1600 Lumens
EFFECTIVE LUMENS	1000 Lumens
BEAM PATTERN	Combination Spot & Flood Beam
DIODES	4 Diodes
OPERATING VOLTAGE	10-30 Volts
LED POWER	16 Watts
CURRENT DRAW	0.94 Amps @ 12 Volts
COLOR TEMPERATURE	6000 Kelvin
HOUSING MATERIAL	Aluminum Die Cast
LENS MATERIAL	Polycarbonate
WATERPROOF RATING	IP67 Rating
SOLD	Individually
WARRANTY	3 Years

#### BEAM PATTERN



#### WIRING

##### 2 WIRE CONNECTION



Connect the negative and positive work lamp wires to the corresponding negative and positive wires from the truck's wiring harness.

**1600**  
LUMENS

**SPOT &  
FLOOD**  
BEAM

WARNING: Cancer and Reproductive Harm - [www.p65warnings.ca.gov](http://www.p65warnings.ca.gov)

## 4" GROMMET MOUNT FLOOD BEAM

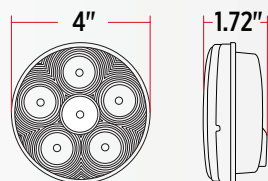
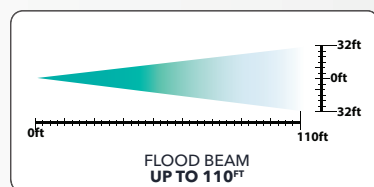


### FLOOD BEAM TLED-U16

#### TECHNICAL SPECIFICATIONS

RAW LUMENS	660 Lumens
EFFECTIVE LUMENS	650 Lumens
BEAM PATTERN	Flood Beam
DIODES	6 Diodes
OPERATING VOLTAGE	12 Volts
LED POWER	10.2 Watts
CURRENT DRAW	0.85 Amps @ 12 Volts
COLOR TEMPERATURE	6000 Kelvin
HOUSING MATERIAL	Aluminum Die Cast
LENS MATERIAL	Polycarbonate
WATERPROOF RATING	IP67 Rating
SOLD	Individually
WARRANTY	3 Years

#### BEAM PATTERN



#### WIRING

##### 3 PRONG ADAPTER



Assemble with any Triple  
3 Prong Male Wire Harness.

**660**  
LUMENS

**FLOOD**  
BEAM

## OVAL GROMMET MOUNT FLOOD BEAM

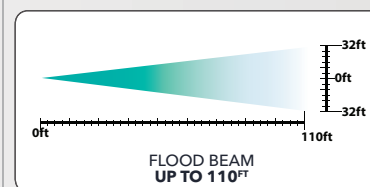


### FLOOD BEAM TLED-U17

#### TECHNICAL SPECIFICATIONS

RAW LUMENS	660 Lumens
EFFECTIVE LUMENS	650 Lumens
BEAM PATTERN	Flood Beam
DIODES	6 Diodes
OPERATING VOLTAGE	12 Volts
LED POWER	10.2 Watts
CURRENT DRAW	0.85 Amps @ 12 Volts
COLOR TEMPERATURE	6000 Kelvin
HOUSING MATERIAL	Aluminum Die Cast
LENS MATERIAL	Polycarbonate
WATERPROOF RATING	IP67 Rating
SOLD	Individually
WARRANTY	3 Years

#### BEAM PATTERN



#### WIRING

##### 3 PRONG ADAPTER



Assemble with any Triple  
3 Prong Male Wire Harness.

**660**  
LUMENS

**FLOOD**  
BEAM